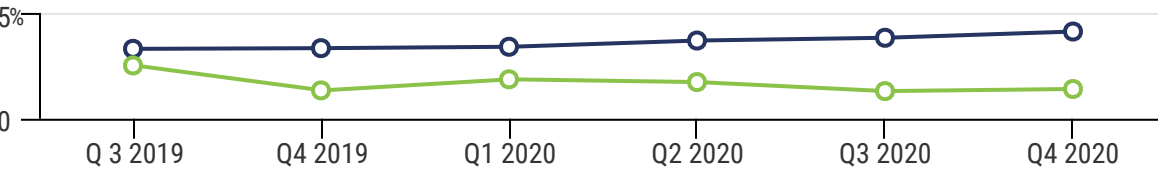


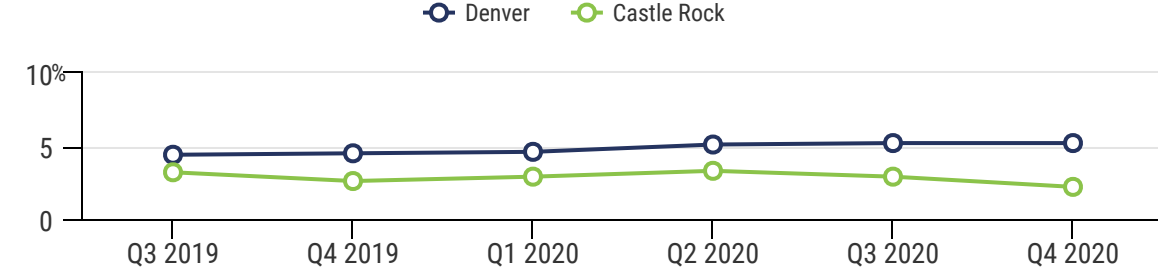
# 2020 Annual Report

## Q4 Vacancy Rates

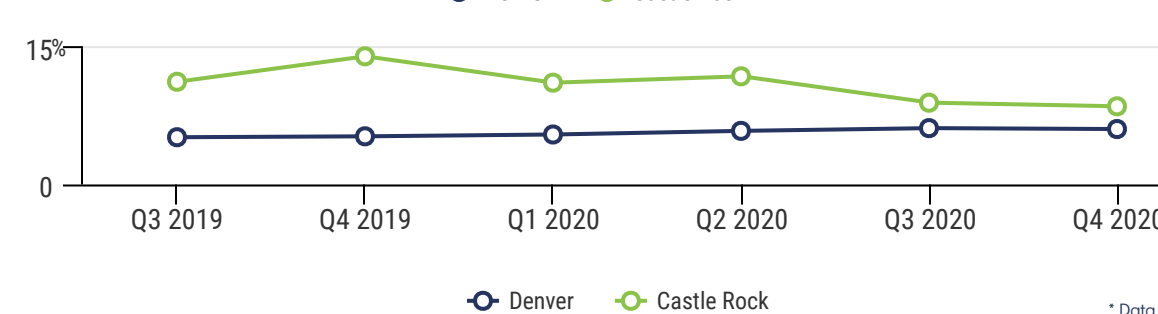
### Office



### Retail

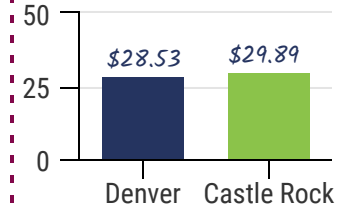


### Industrial

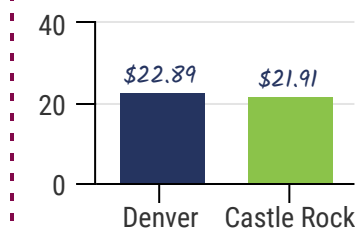


## Q4 Lease Rates

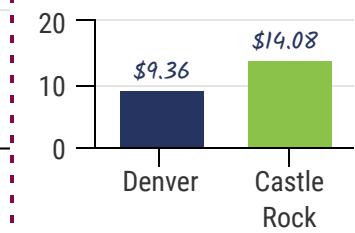
### Office



### Retail




### Industrial



\* Data provided by NavPoint Real Estate Group; NNN Lease Rates

## Unemployment Comparison

-Not Seasonally Adjusted, US Bureau of Labor Statistics

	Nov. 2019	Q1 2020	Q2 2020	Q3 2020	Nov. 2020
 Castle Rock	2.2%	4.7%	9%	4.7%	4.7%
Denver	2.3%	5.2%	11.1%	6.5%	6.4%
State of CO	2.4%	5.4%	10.7%	6.2%	6.2%
National	3.3%	4.5%	11.2%	7.7%	6.4%



YTD Comparison

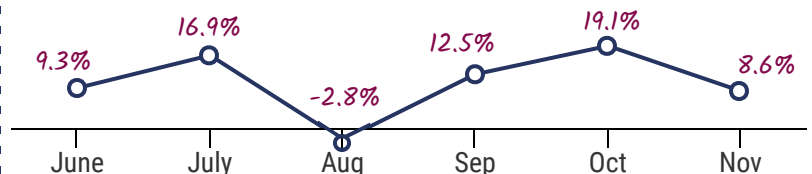
## Sales Tax

2019 - 2020 % Change



2019  
+6

2020  
+7.5%



## COVID-19 Response

### Community ZOOM Calls

- Partnered with; CREP, CLS, SBA, SBDC, Castle Rock Adventist, Douglas County, Tri-County Health
- Updates on: EIDL, PPP, CARES Act, COVID-19 public health updates
- 9 Meetings Hosted
- Available to over 2,000 Castle Rock businesses

### Town Grant Program

- EDC served on the Town Grant Selection Committee
- \$1.85 Million in grants to 160 businesses

### KIVA Loan Program

- Launched April 3rd
- 0% Interest Loans up to \$15,000
- 16 Business Funded
- \$146,000 Raised
- 14 Paying Back

### FirsTier CommUNITY Loan Program

- Launched June 24th
- 0% Interest Loans up to \$25,000
- 35 Applications
- 24 Approved & Funded
- \$600,000 Lent

## Projects of Significance

### Encore

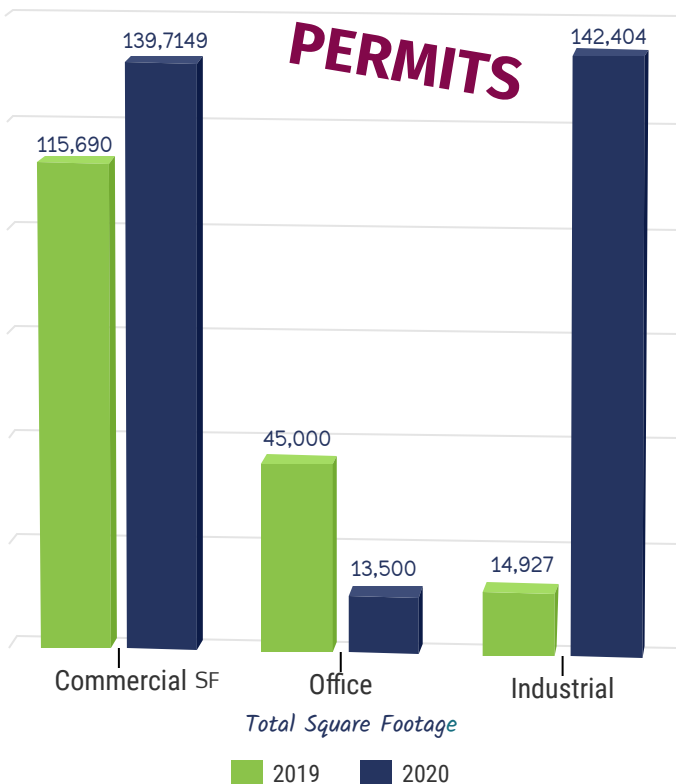
- Jan. 2020 Groundbreaking
- 73 of 124 Condo Units Sold
- 30,000 sf Commercial - Nearly 100% Sold
- 601 Parking Spaces Under Construction

### Promenade

- Whole Foods - Opened
- La Loma - Opened
- Block 3A in negotiation



## NEW Construction



## Development Prospects

