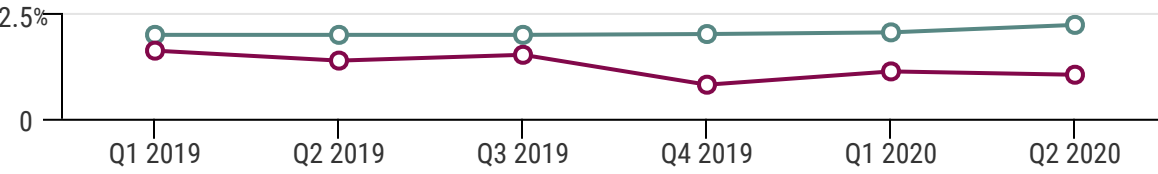


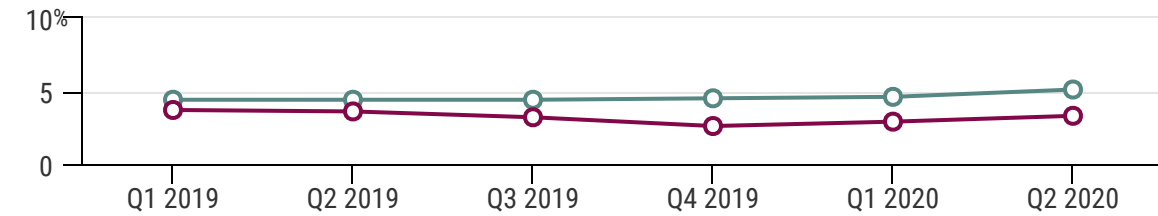
2020 Mid Year Report

Vacancy Rate & Lease Rate Comparison *

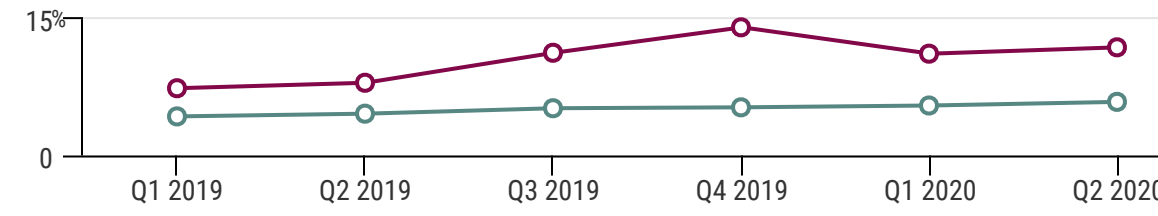
Office



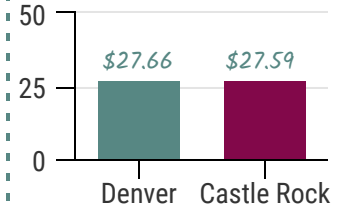
Retail



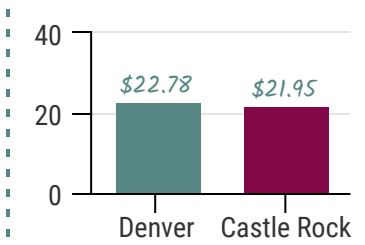
Industrial



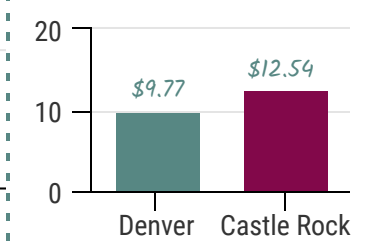
Office Q2



Retail Q2



Industrial Q2



* Data provided by NavPoint Real Estate Group; NNN Lease Rates

Unemployment Comparison

-Not Seasonally Adjusted, US Bureau of Labor Statistics

	May 2019	Feb. 2020	Mar. 2020	Ap. 2020	May 2020
Castle Rock	2.2%	2.6%	4.7%	10.7%	8.4%
Denver	2.5%	2.8%	5.2%	12.3%	10.4%
State of CO	2.6%	2.9%	5.4%	12.2%	10%
National	3.6%	3.5%	4.4%	14.7%	13.3%



YTD Comparison

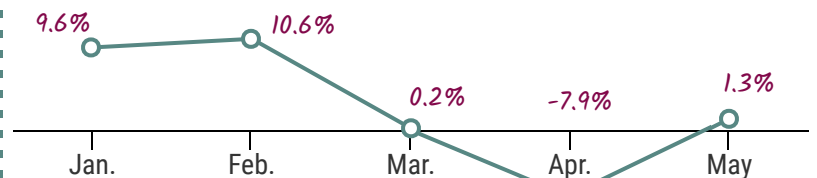
Sales Tax

2019 - 2020 % Change



May 2019
+3.4%

May 2020
+1.3%



COVID-19 Response

Community ZOOM Calls

- Partnered with; CREP, CLS, SBA, SBDC, Castle Rock Adventist, Douglas County, Tri-County Health
- Updates on: EIDL, PPP, CARES Act, COVID-19 public health updates
- 9 Meetings Hosted
- Approximately 750 Businesses Reached

Town Grant Program

- 94 Business Received Grants from \$500 - \$5,000
- \$267,000 Granted

KIVA Loan Program

- Launched April 3rd
- 0% Interest Loans up to \$15,000
- 16 Business Funded
- \$146,000 Raised

FirsTier CommUNITY Loan Program

- Launched June 24th
- 0% Interest Loans up to \$25,000
- 21 Applications in Process
- 12 Approved
- \$2MM

Projects of Significance

Encore

- Groundbreaking January 2020
- 30,000 sf Commercial
- 601 Parking Spaces
- 124 For Sale Condos



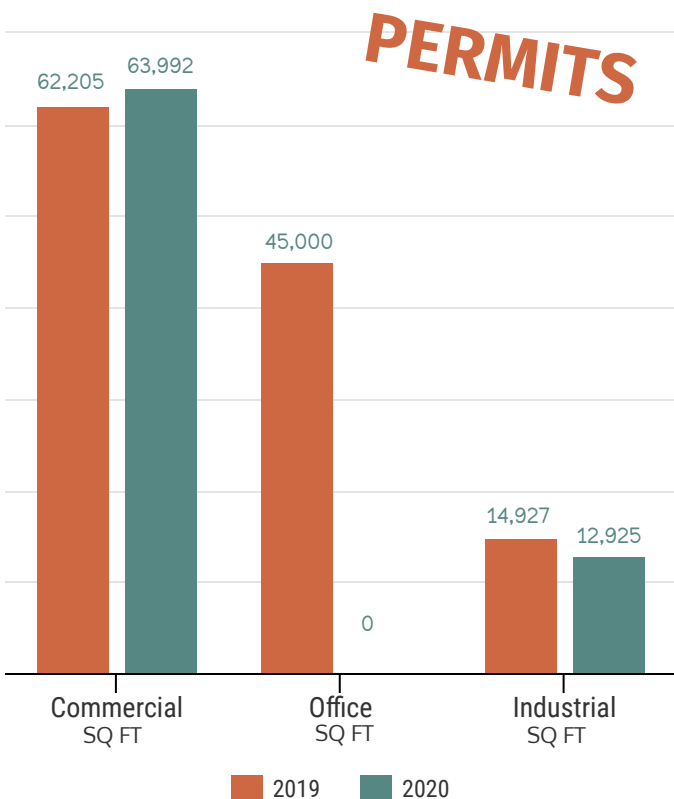
Whole Foods

- Opened May 2020

Manatt Ct. Industrial Flex

- 2275 Manatt, C/O June / 9,400 sf
- 2277 Manatt, C/O January / 3,896 sf

NEW Construction



Development Prospects

