

Demographic Overview of Castle Rock and Douglas County

Castle Rock Economic Development Council

October 6, 2016

Nancy Gedeon
Demographic Program Analyst

Community Development
Community and Resource Services

Topics

- Jobs
 - Industry sectors
 - Where workers live
 - Where residents work
- Residential Growth
- Population
 - Growth
 - Age Cohorts

Jobs by Industry Sector - 2014

Denver-Aurora Metropolitan Area

Industry Sector	Jobs	Share
Health Care and Social Assistance	165,263	12.3%
Retail Trade	136,239	10.1%
Professional, Scientific, and Technical Services	124,420	9.3%
Accommodation and Food Services	123,931	9.2%
Educational Services	102,930	7.7%
Administration & Support, Waste Management and Remediation	91,518	6.8%
Construction	76,802	5.7%
Finance and Insurance	72,552	5.4%
Wholesale Trade	71,656	5.3%
Manufacturing	68,677	5.1%
Public Administration	66,091	4.9%
Information	48,901	3.6%
Transportation and Warehousing	48,375	3.6%
Other Services (excluding Public Administration)	41,940	3.1%
Management of Companies and Enterprises	31,597	2.4%
Real Estate and Rental and Leasing	25,405	1.9%
Arts, Entertainment, and Recreation	23,776	1.8%
Mining, Quarrying, and Oil and Gas Extraction	13,676	1.0%
Utilities	6,867	0.5%
Agriculture, Forestry, Fishing and Hunting	2,223	0.2%
Total:	1,342,839	

Source: Longitudinal Employer-Household Dynamics, U.S. Census Bureau

Jobs by Industry Sector - 2014

Douglas County

Industry Sector	Jobs	Share
Retail Trade	16,858	15.4%
Professional, Scientific, and Technical Services	12,073	11.0%
Accommodation and Food Services	10,598	9.7%
Health Care and Social Assistance	10,299	9.4%
Educational Services	10,283	9.4%
Finance and Insurance	7,491	6.8%
Construction	7,315	6.7%
Administration & Support, Waste Management and Remediation	6,395	5.8%
Information	5,124	4.7%
Wholesale Trade	4,413	4.0%
Other Services (excluding Public Administration)	3,251	3.0%
Arts, Entertainment, and Recreation	3,215	2.9%
Management of Companies and Enterprises	3,165	2.9%
Public Administration	3,092	2.8%
Manufacturing	2,222	2.0%
Real Estate and Rental and Leasing	1,410	1.3%
Transportation and Warehousing	872	0.8%
Mining, Quarrying, and Oil and Gas Extraction	648	0.6%
Utilities	439	0.4%
Agriculture, Forestry, Fishing and Hunting	248	0.2%
Total:	109,411	

Source: Longitudinal Employer-Household Dynamics, U.S. Census Bureau

Jobs by Industry Sector - 2014

Town of Castle Rock

Industry Sector	Jobs	Share
Educational Services	7,366	36.0%
Retail Trade	2,830	13.8%
Public Administration	1,899	9.3%
Accommodation and Food Services	1,761	8.6%
Health Care and Social Assistance	1,350	6.6%
Construction	1,080	5.3%
Professional, Scientific, and Technical Services	906	4.4%
Administration & Support, Waste Management and Remediation	702	3.4%
Other Services (excluding Public Administration)	555	2.7%
Information	546	2.7%
Wholesale Trade	437	2.1%
Finance and Insurance	378	1.8%
Real Estate and Rental and Leasing	244	1.2%
Manufacturing	193	0.9%
Arts, Entertainment, and Recreation	109	0.5%
Transportation and Warehousing	62	0.3%
Management of Companies and Enterprises	25	0.1%
Mining, Quarrying, and Oil and Gas Extraction	6	0.0%
Utilities	2	0.0%
Agriculture, Forestry, Fishing and Hunting	0	0.0%
Total:	20,451	

Source: Longitudinal Employer-Household Dynamics, U.S. Census Bureau

Jobs by Industry Sector - 2014

Town of Castle Rock

With DC School District jobs in Castle Rock only

Industry Sector	Jobs	Share
Retail Trade	2,830	19.3%
Public Administration	1,899	13.0%
Accommodation and Food Services	1,761	12.0%
Educational Services	1,554	10.6%
Health Care and Social Assistance	1,350	9.2%
Construction	1,080	7.4%
Professional, Scientific, and Technical Services	906	6.2%
Administration & Support, Waste Management and Remediation	702	4.8%
Other Services (excluding Public Administration)	555	3.8%
Information	546	3.7%
Wholesale Trade	437	3.0%
Finance and Insurance	378	2.6%
Real Estate and Rental and Leasing	244	1.7%
Manufacturing	193	1.3%
Arts, Entertainment, and Recreation	109	0.7%
Transportation and Warehousing	62	0.4%
Management of Companies and Enterprises	25	0.2%
Mining, Quarrying, and Oil and Gas Extraction	6	0.0%
Utilities	2	0.0%
Agriculture, Forestry, Fishing and Hunting	0	0.0%
Total:	14,639	

Source: Longitudinal Employer-Household Dynamics, U.S. Census Bureau

Where workers live who are employed in Douglas County

Jobs Counts by Counties Where Workers Live - 2014

	Count	Share
Douglas County, CO	38,297	35.0%
Arapahoe County, CO	23,215	21.2%
Denver County, CO	12,941	11.8%
Jefferson County, CO	10,758	9.8%
Adams County, CO	5,449	5.0%
El Paso County, CO	4,866	4.4%
Weld County, CO	2,511	2.3%
Elbert County, CO	1,964	1.8%
Boulder County, CO	1,951	1.8%
Larimer County, CO	1,638	1.5%
All Other Locations	5,821	5.3%
Total Jobs in Douglas County	109,411	

Source: Longitudinal Employer-Household Dynamics, U.S. Census Bureau

Where workers live who are employed in Castle Rock

Jobs Counts by Counties Where Workers Live - 2014

	Count	Share
The Rest of Douglas County	6,911	33.8%
Castle Rock town, CO	4,615	22.6%
Arapahoe County, CO	2,528	12.4%
Denver County, CO	1,235	6.0%
Jefferson County, CO	1,218	6.0%
El Paso County, CO	1,212	5.9%
Elbert County, CO	628	3.1%
Adams County, CO	536	2.6%
Boulder County, CO	235	1.1%
Larimer County, CO	225	1.1%
All Other Locations	1,108	5.4%
Total Jobs in Castle Rock	20,451	

Source: Longitudinal Employer-Household Dynamics, U.S. Census Bureau

Douglas County Labor Force

Where Douglas County Residents Work - 2014

	Count	Share
Arapahoe County, CO	43,014	28.1%
Douglas County, CO	38,297	25.1%
Denver County, CO	33,934	22.2%
Jefferson County, CO	13,585	8.9%
Adams County, CO	7,080	4.6%
El Paso County, CO	4,672	3.1%
Boulder County, CO	3,002	2.0%
Larimer County, CO	1,605	1.1%
Weld County, CO	1,091	0.7%
Broomfield County, CO	927	0.6%
All Other Locations	5,645	3.7%
Total Workers living in Douglas County	152,852	

Source: Longitudinal Employer-Household Dynamics, U.S. Census Bureau

Castle Rock Labor Force

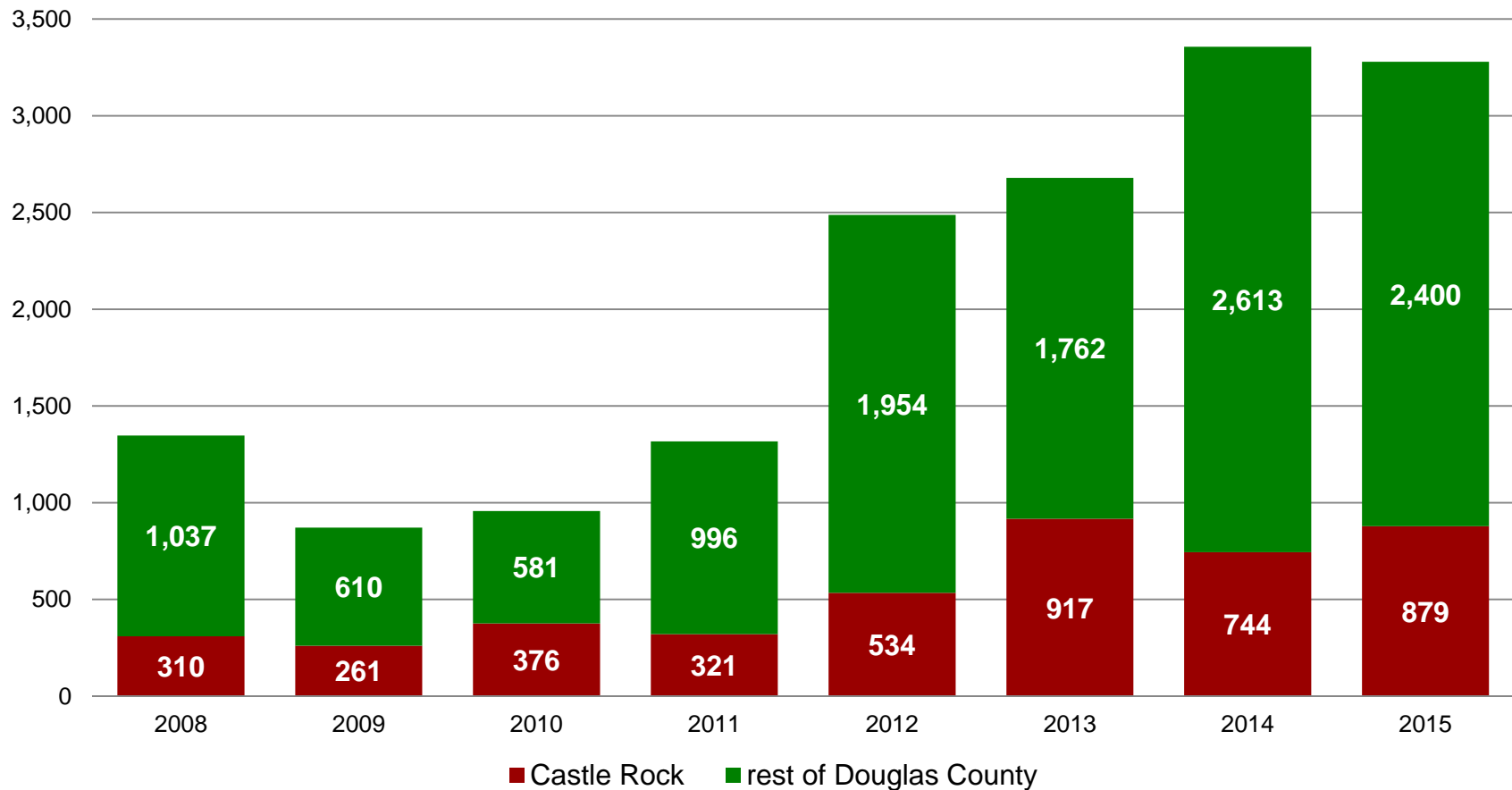
Where Castle Rock Residents Work - 2014

	Count	Share
Arapahoe County, CO	6,399	24.6%
Denver County, CO	4,850	18.6%
Castle Rock town, CO	4,615	17.7%
The Rest of Douglas County	3,886	14.9%
Jefferson County, CO	2,017	7.7%
Adams County, CO	1,166	4.5%
El Paso County, CO	1,009	3.9%
Boulder County, CO	497	1.9%
Larimer County, CO	289	1.1%
Weld County, CO	167	0.6%
All Other Locations	1,160	4.5%
Total Workers living in Castle Rock	26,055	

Source: Longitudinal Employer-Household Dynamics, U.S. Census Bureau

Growth and Development

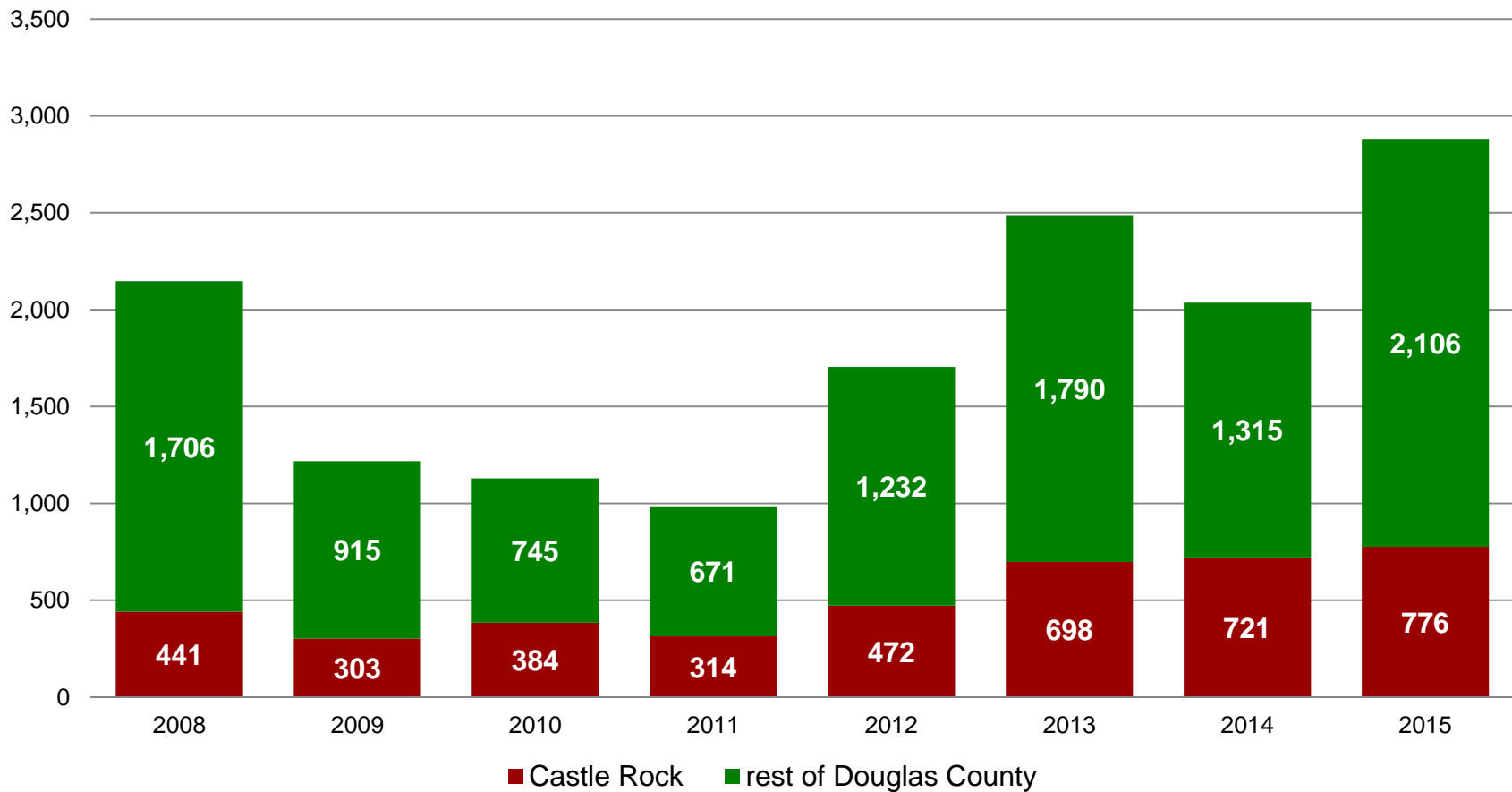
New Housing Permits Issued



Source: Douglas County Community Development Department

Growth and Development

New Housing Completed



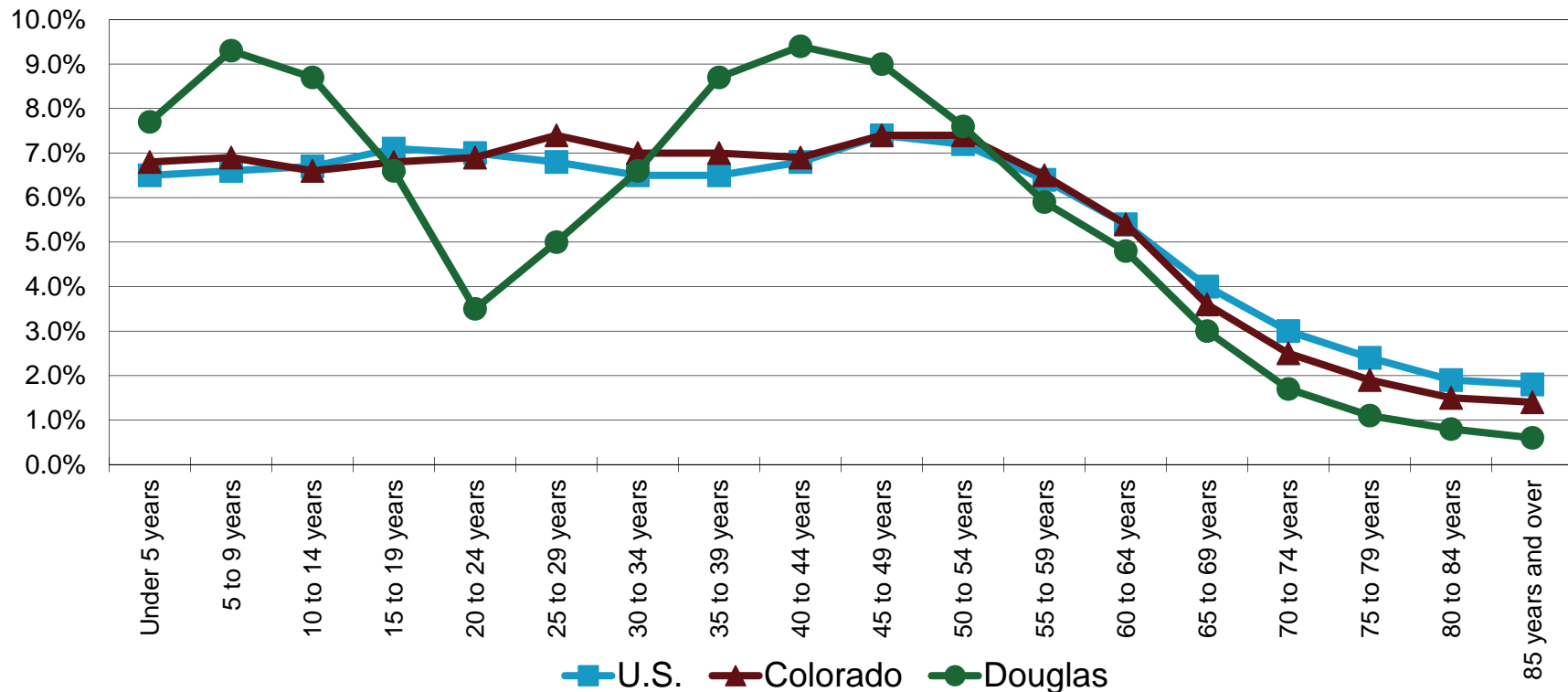
Source: Douglas County Community Development Department

Population

Area	2010 Census Population	2015 Census Population Estimate	% Change 2010 to 2015
Town of Castle Rock	48,231	55,591	15.3%
Douglas County	285,465	322,387	12.9%
Denver-Aurora-Lakewood, CO Metro Area	2,543,482	2,814,330	10.6%
Colorado	5,029,196	5,456,574	8.5%

Source: Population Estimates Program, 2015 Vintage, U.S. Census Bureau

2010 Census Population by Age

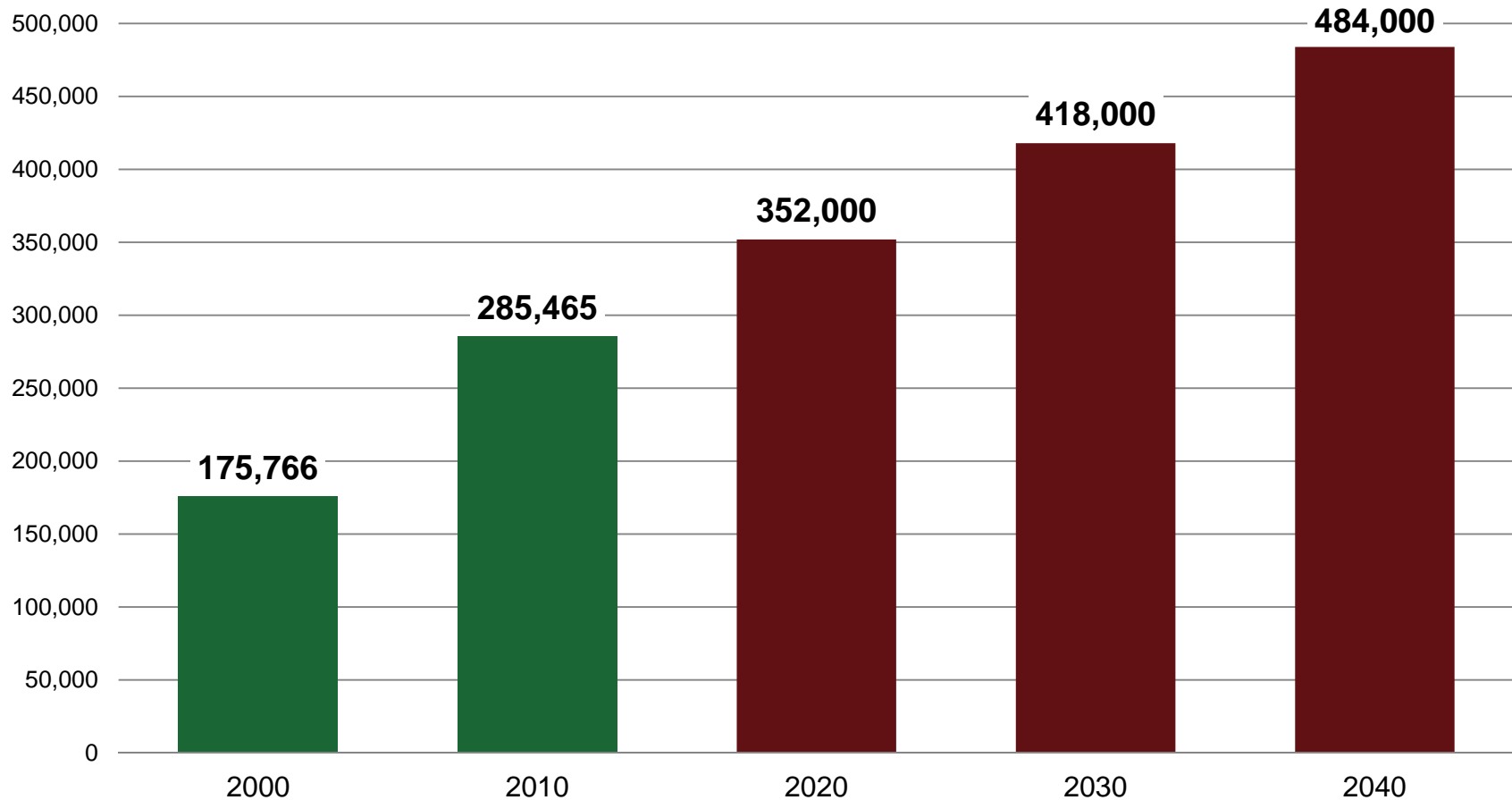


Source: 2010 Census



Community Development
Community and Resource Services

Population Projections



Source: Douglas County Comprehensive Master Plan 2035

Population Growth by Age Groups

Denver-Aurora-Lakewood, CO Metropolitan Area

	2010	2015	% change	number change
Total Population	2,543,482	2,814,330	10.6%	270,848
0-19 years	694,926	722,906	4.0%	27,980
20-34 years	549,277	628,767	14.5%	79,490
35-64 years	1,043,723	1,126,520	7.9%	82,797
65 years and over	255,556	336,137	31.5%	80,581

Source: Population Estimates Program, 2015 Vintage, U.S. Census Bureau

Population Growth by Age Groups

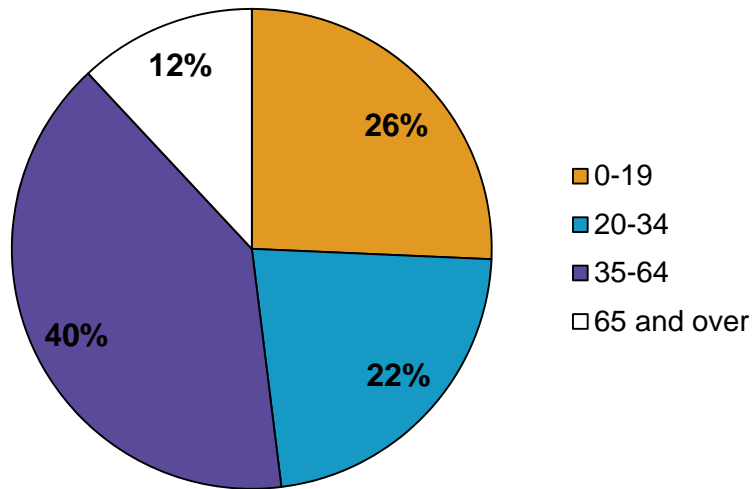
Douglas County, CO

	2010	2015	% change	number change
Total Population	285,465	322,387	12.9%	36,922
0-19 years	92,387	97,526	5.6%	5,139
20-34 years	43,161	49,386	14.4%	6,225
35-64 years	129,574	141,580	9.3%	12,006
65 years and over	20,343	33,895	66.6%	13,552

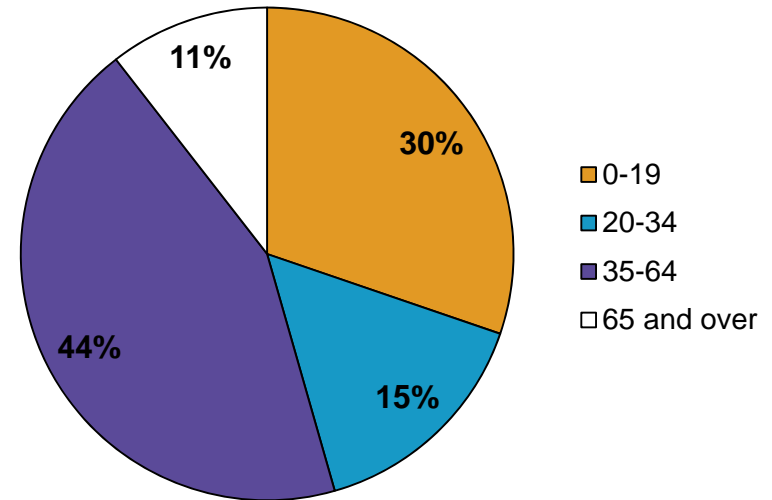
Source: Population Estimates Program, 2015 Vintage, U.S. Census Bureau

Shares of Age Groups

Denver-Aurora-Lakewood Metro Area



Douglas County



Source: Population Estimates Program, 2015 Vintage, U.S. Census Bureau

Demographic Overview of Castle Rock and Douglas County

Nancy Gedeon

ngedeon@douglas.co.us

303-814-4370

Castle Rock Economic Development Council

October 6, 2016